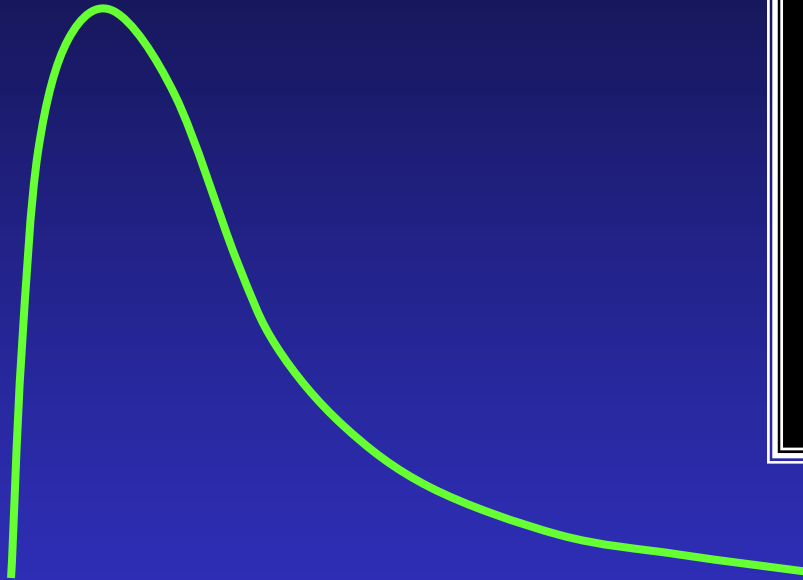


The general Concepts of Pharmacokinetics



- C_{max} ,
- clearance,
- V_d ,
- half-life,
- AUC,
- bioavailability,
- protein binding

What is this jargon ?
Is it useful ?

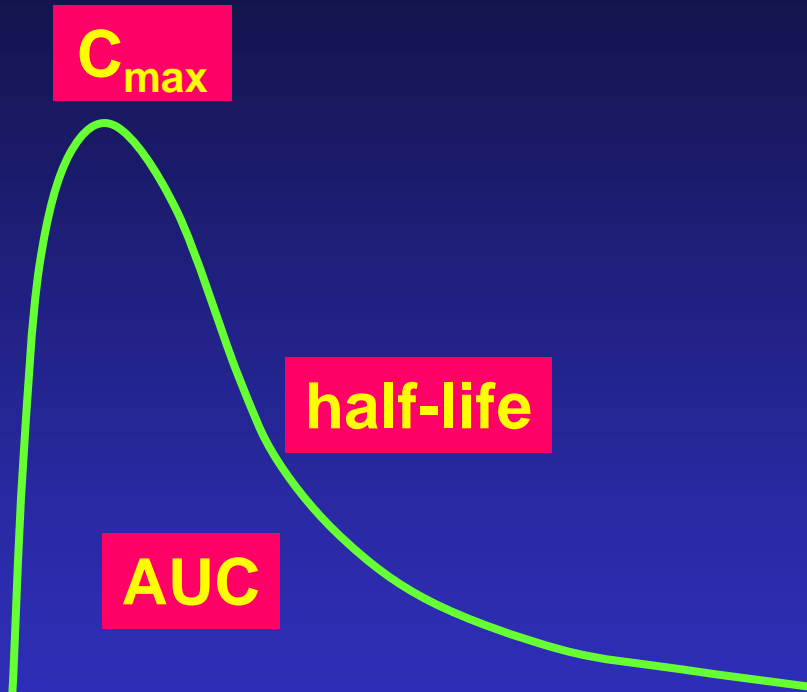
With the support of *Wallonie-Bruxelles-International*



Pharmacokinetics is speed !



The general Concepts of Pharmacokinetics (PK)



- C_{max} ,
- clearance,
- V_d ,
- half-life,
- AUC,
- bioavailability,
- protein binding

Let us travel together !!!

What is pharmacokinetics ?

- " what the body does to the drug "
- the fate of the drug in terms of
 - Absorption
 - Distribution
 - Metabolism
 - Excretion
- the time course of drug and metabolite concentrations in the body

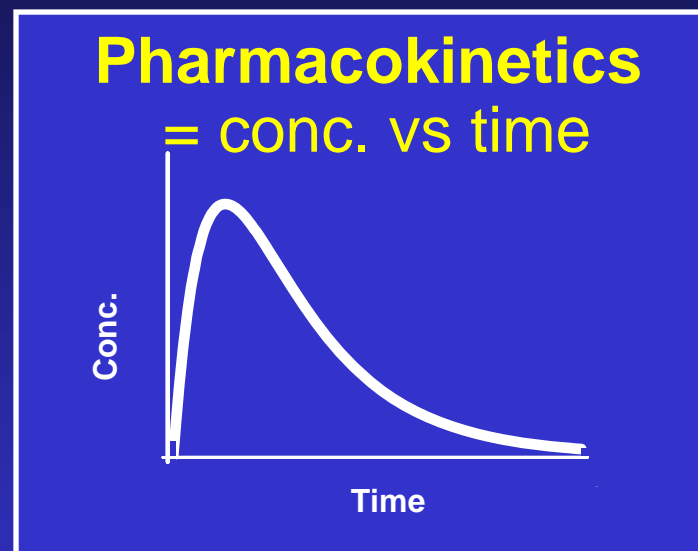
What is pharmacokinetics ?

- " what the body does to the drug "

- the fate of the drug in terms of

- Absorption
- Distribution
- Metabolism
- Excretion

- the time course of drug and metabolite concentrations in the body

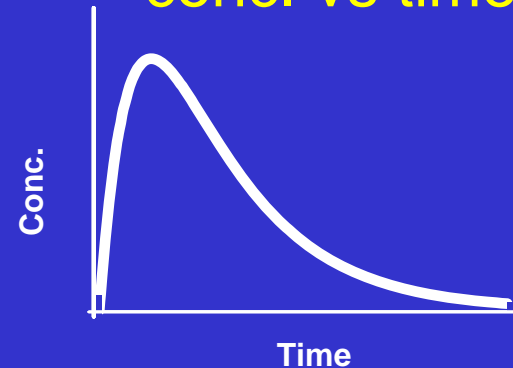


What is PK for ?

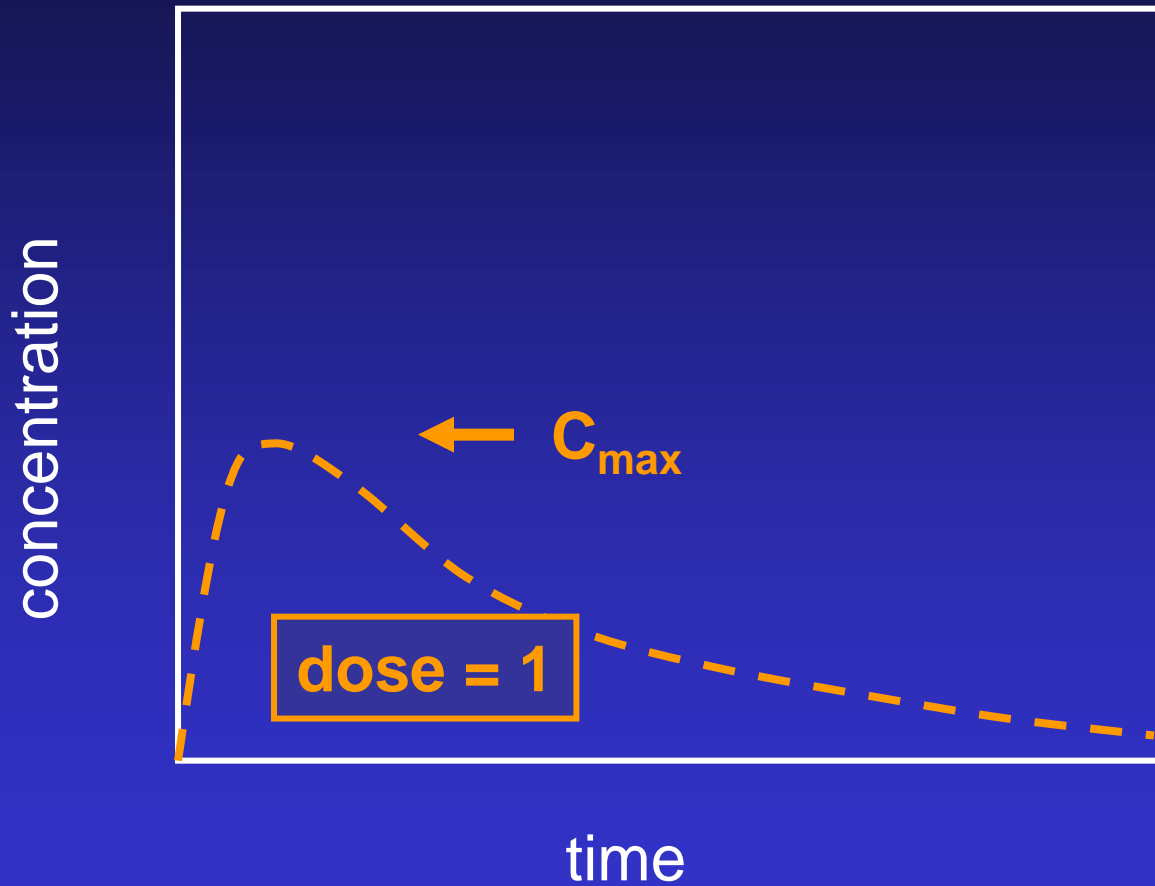
PK is the way to see if the drug can be made useful ...

- does it reach the **target** in sufficient **amounts** ?
- for **long enough** ?
- does it reach **non-desired targets** ?

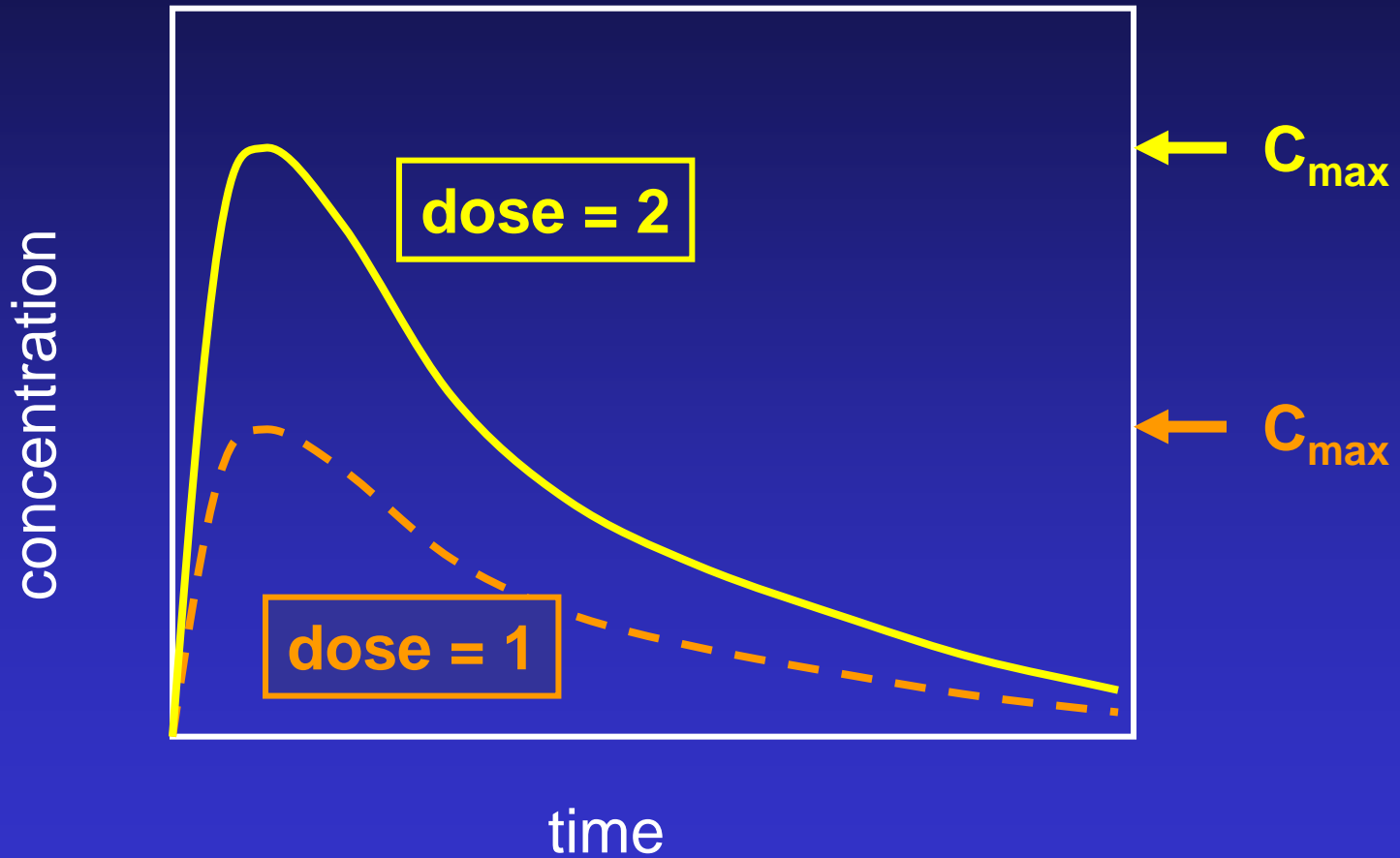
Pharmacokinetics
= conc. vs time



The C_{\max} is the highest concentration in plasma after administration ...



C_{\max} ... is proportional to the dose ...





What is the significance of the C_{\max} ?

- A drug with a (too) low C_{\max} may be ineffective if its activity is concentration-dependent
- A drug with a (too) high C_{\max} may become toxic if toxicity is related to C_{\max} (this NOT always the case.... !)
- you have to adjust the dose to get the appropriate C_{\max} !

Clearance (Cl)



$$\rightarrow C_o < C_i$$

the rate at which the drug will be excreted is proportional to

- the blood flow in the eliminating organ (Q)
- the extraction the organ is capable of (E)

→ the clearance is thus $Q \times E$ (= L/h or ml/min)



What is the significance of the clearance ?

- A drug with a fast clearance will not stay around for long ... and may require readministration...
- But a drug may show a slow clearance because it is bound to proteins and therefore largely unavailable (see later ...)
- If clearance falls during treatment (or is abnormally low at the beginning of treatment), patient will be overdosed !!

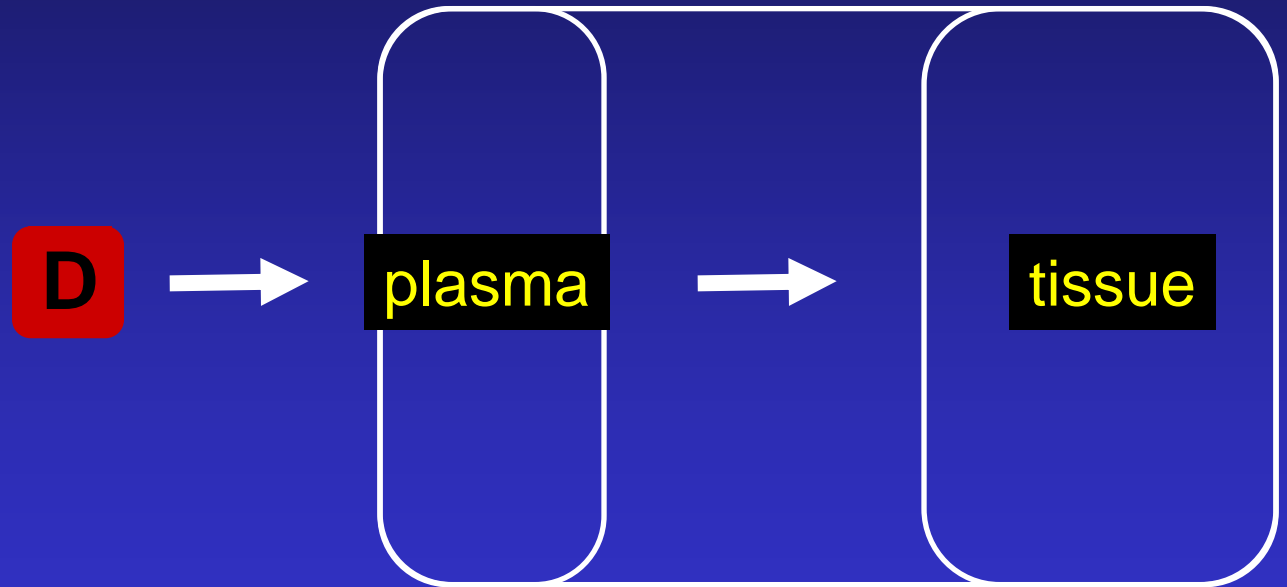
Volume of distribution (V_d)

- Quantifies how the drug has access to the various compartments of the body
- relates drug concentration (C) in the blood to the amount of drug that has been introduced in the body (= Dose)

$$V_d = \text{Dose} / \text{Concentration in blood}$$

What is V_d ?

Think about the body as a large "bag" with compartments in which you drop a drug ...

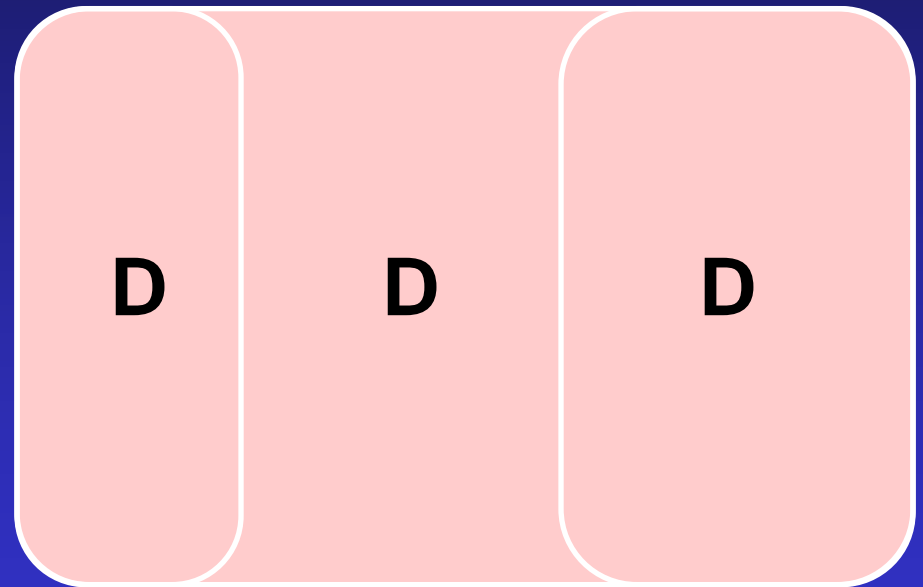


What is V_d ?

If drug diffuses throughout the body ...

$$V_d = 1 \text{ L/kg}$$

$$C_{\max} = \text{dose} / \text{weight}$$

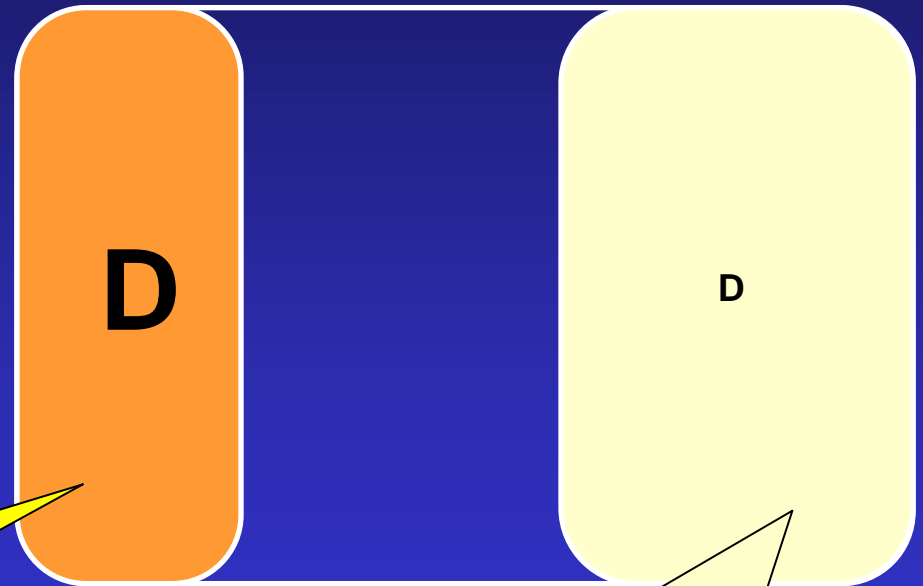


serum concentration = tissue concentration

What is V_d ?

If the drug reaches only the plasma and the extracellular fluids ...

$V_d < 1 \text{ L/kg}$
 $C_{\text{max}} > \text{dose /weight}$

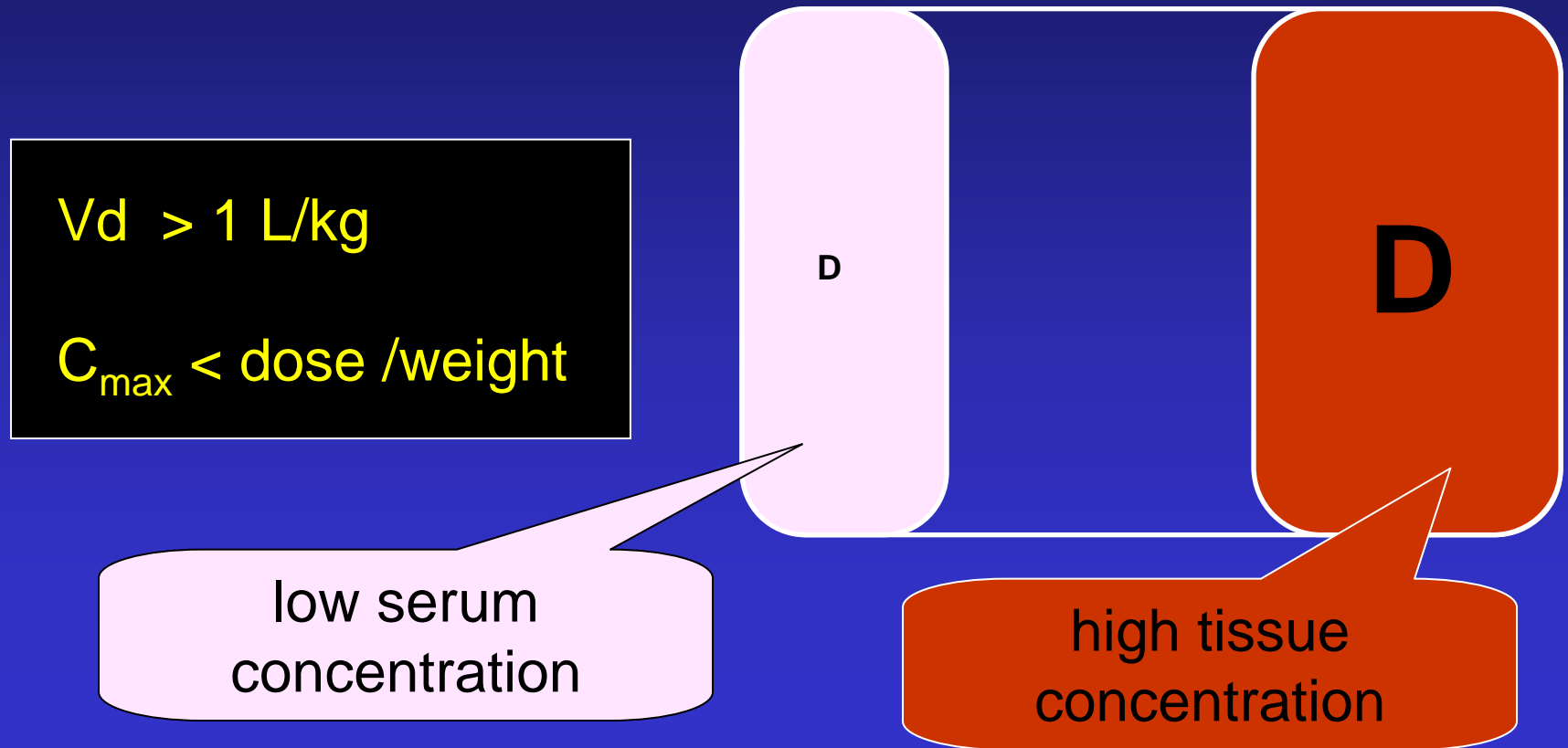


high serum concentration

no or little tissue concentration

What is V_d ?

If drug accumulates in tissues...



Typical volumes of distribution of antibiotics

	L/kg
• dicloxacillin (serum only)	0.1
• gentamicin (serum plus extracell. fluids)	0.25
• ciprofloxacin (fluids plus moder. accumul. in tissues)	1.8
• azithromycin (marked accum. in tissues)	31



What is the clinical significance of the V_d ?

- A drug with a small V_d will have high initial blood levels but will not reach tissues...
- A large V_d will cause low initial blood levels ...
 - if patient-related, you will need to give more of the drug (e.g., burn patients)
 - if drug-related, it may become ineffective in blood-related (invasive) infections

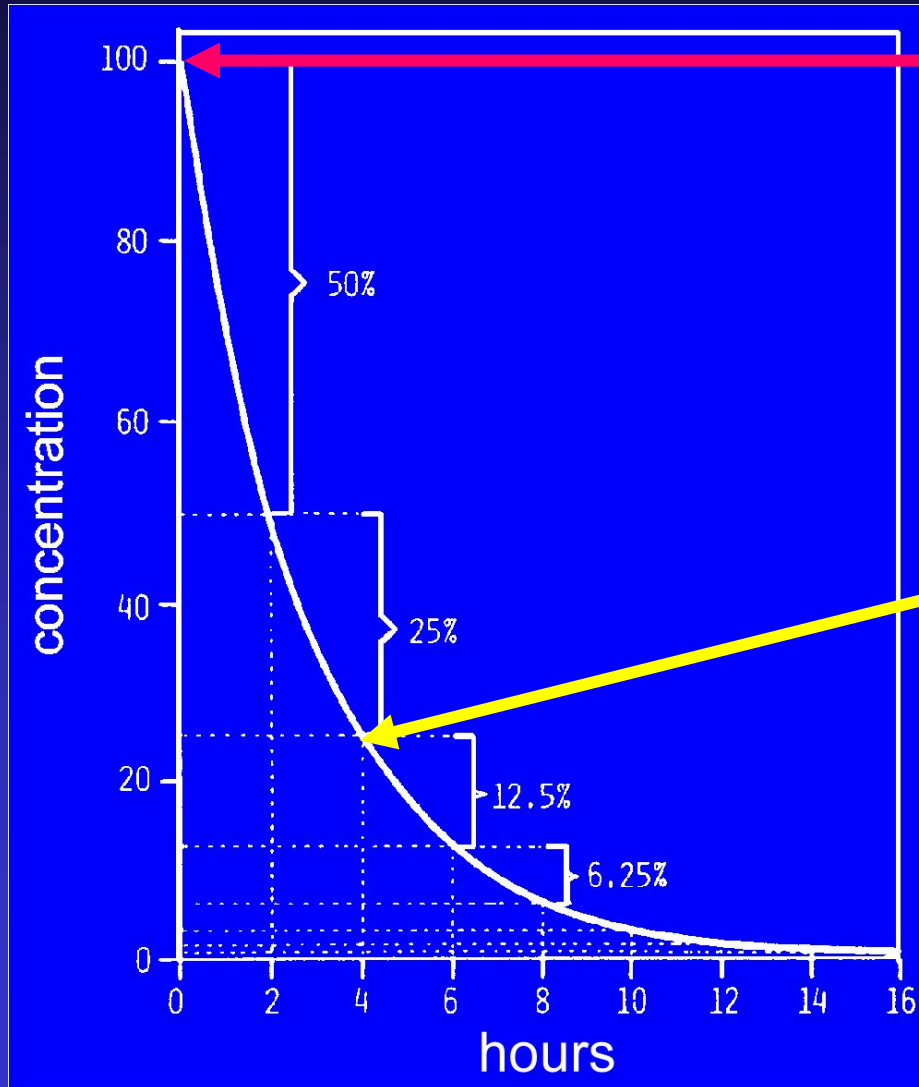
Half-life ($t_{1/2}$)

- Half-life is the time it takes for the concentration to fall to half of its previous value
- This is a parameter which is easy to measure, (just take a few blood samples...)

BUT ...

- it is **secondary** pharmacokinetic parameter because it depends on both the clearance AND the volume of distribution

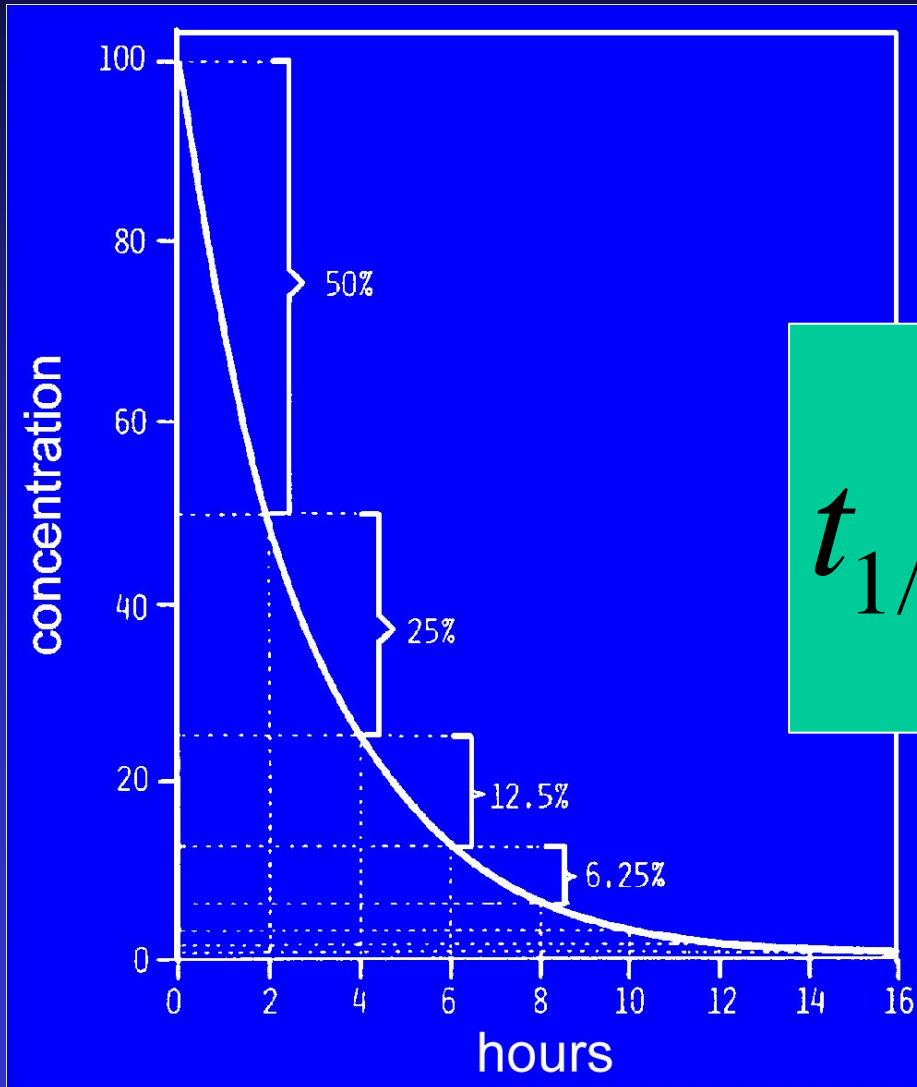
Why is half half-life a secondary parameter ?



You start from here,
but ...
this is C_{max} ,
i.e. $Dose / V_d$

And you follow a slope
which is dictated by the
drug elimination rate,
i.e the total body
clearance

Why is half half-life a secondary parameter ?




$$t_{1/2} = \frac{0.693 \cdot Vd}{CL}$$



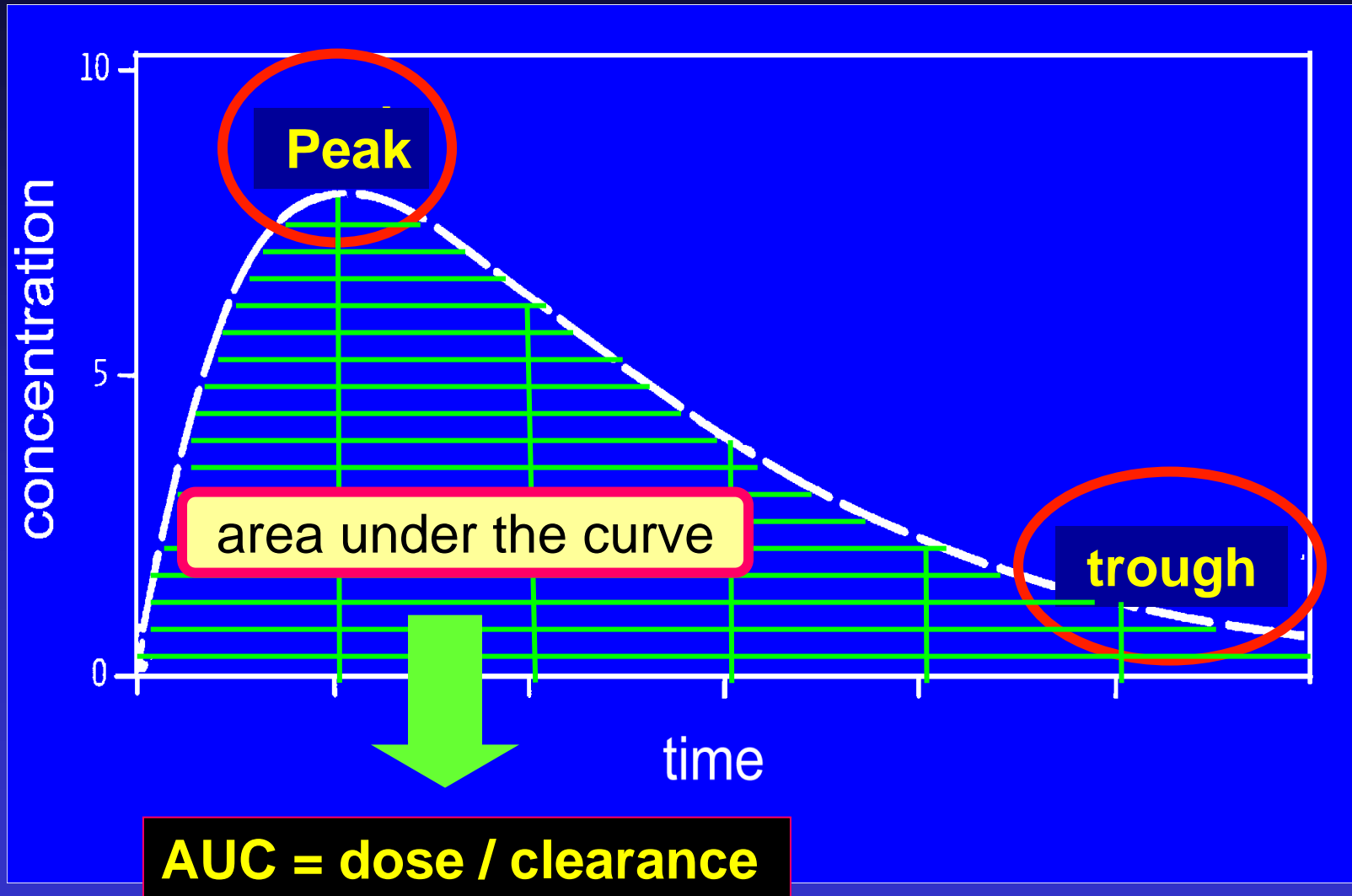
What is useful in half-life for the clinician ?

- Direct information as how serum concentrations will fall over time ...and reach a pre-set threshold ... if you know the C_{max} (i.e. your starting point)
- Direct, practical comparisons between drugs ... if sharing the same V_d ...



You can compare β -lactams between themselves for half-life, ...
BUT you **CANNOT** compare β -lactams (low V_d) and azithromycin (high V_d), e.g.

Area under the Curve (AUC)



Area under the Curve (AUC)

- combines
 - one parameter directly linked to the medical decision: **the dose of the drug** !
 - one parameter linked to the drug AND the patient: **the clearance** ...
- its value is independent of the scheme of administration ...
- useful to assess the total drug exposure

24h-AUC / MIC of fluoroquinolones (p.o.)

Drug	Dosage (mg/24h)	24h-AUC (mg/L x h)	
norfloxacin	800	14 ^{*, #}	poor if MIC is ↑
ciprofloxacin	500	12 [*]	
ofloxacin	400	31 to 66 ^{*, +}	
levofloxacin	500	47 [*]	Much better !!
moxifloxacin	400	48 [*]	


* US prescrib. inf. (adult of 60 kg) of NOROXIN®, CIPRO®, FLOXIN®, LEVAQUIN®, and AVELOX®

literature data

+ first dose to equilibrium

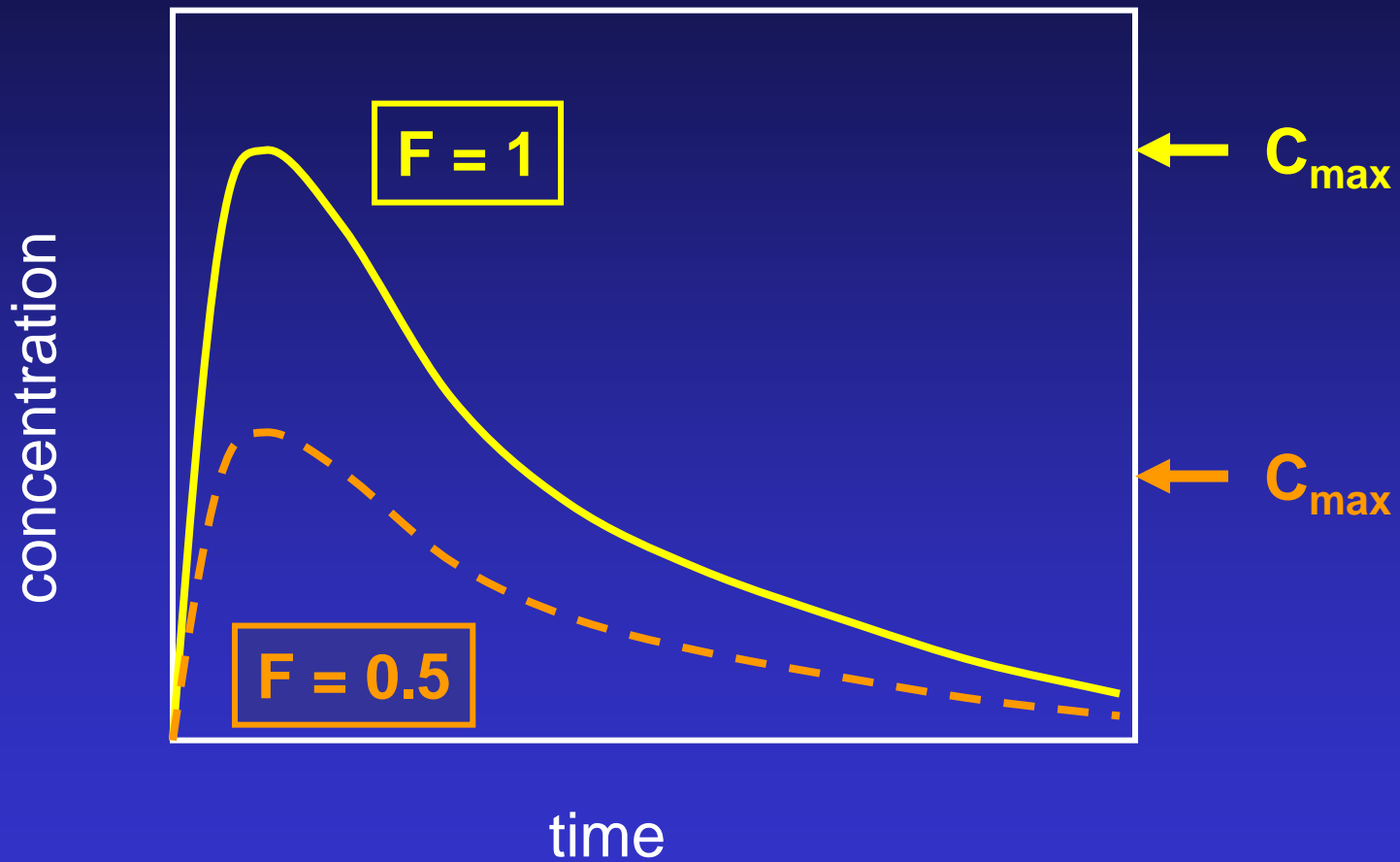
Bioavailability

- quantifies **ABSORPTION** from the site of administration **to the blood**
- is measured by comparing oral (or another mode of administration) to intravenous administration



A poor bioavailability reduces both C_{\max} and AUC ... and thereby decreases the potential for efficacy !!!

A low bioavailability (F) reduces both C_{max} and AUC



Fluoroquinolones : bioavailability (p.o.) and C_{max}

Drug	Dosage (mg/24h)	Bioav. (%)	C_{max} (mg/L)
norfloxacin	800	~ 35	2.4 *
ciprofloxacin	500	~ 70	2.4 *
ofloxacin	400	~ 95	3-4.5 *, +
levofloxacin	500	~ 99	5-6 *, +
moxifloxacin	400	~ 90	4.5 *


* US prescrib. inf. (adult of 60 kg) of NOROXIN®, CIPRO®, FLOXIN®, LEVAQUIN®, and AVELOX®

+ first dose to equilibrium

Protein binding: it is (almost always) the free drug that acts ...

vascular space


plasma
protein
binding



blood cell
binding,
diffusion
into blood
cells,
binding to
intracellular
biological
material

extravascular space

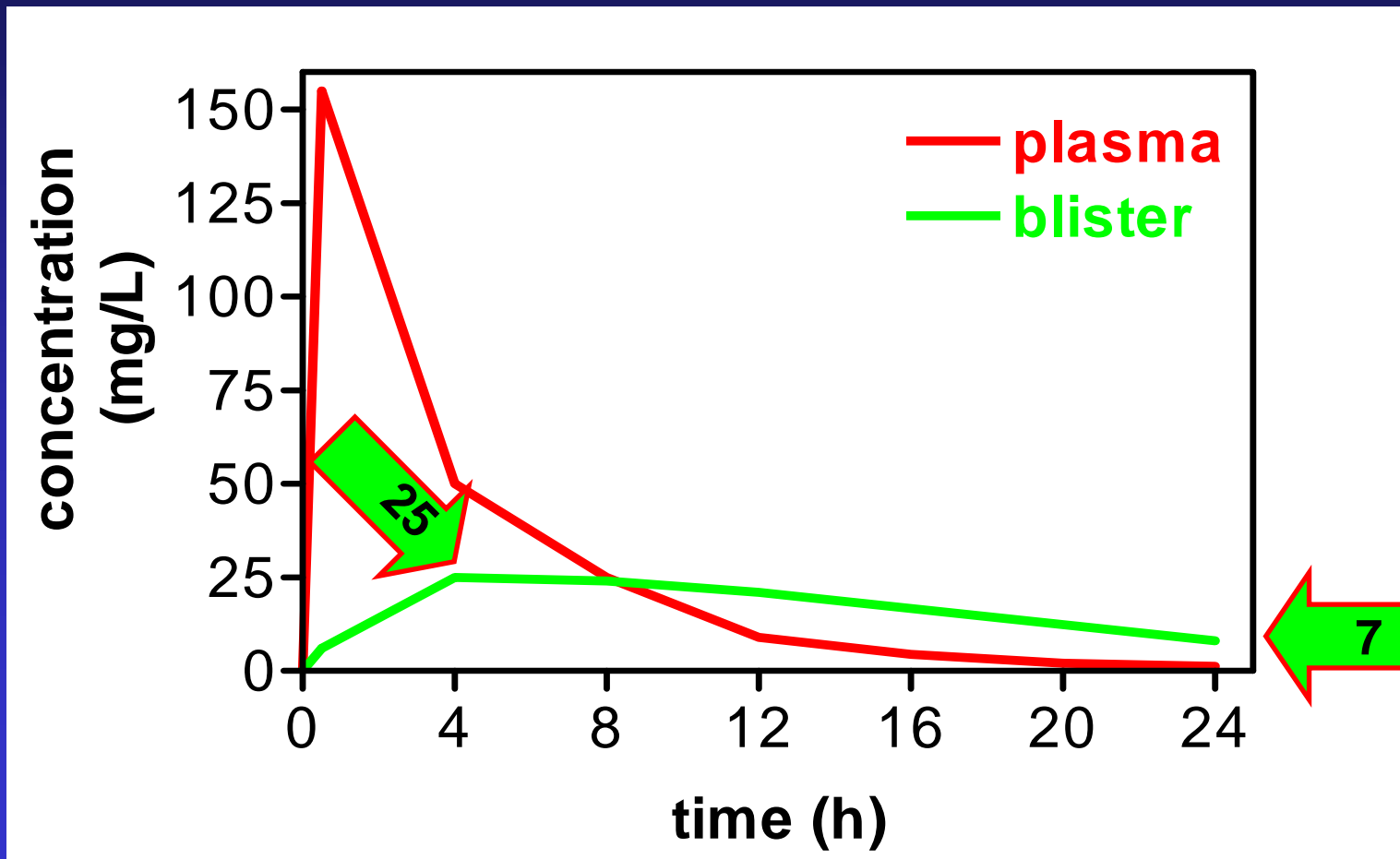
binding to
extracellular
biological
material



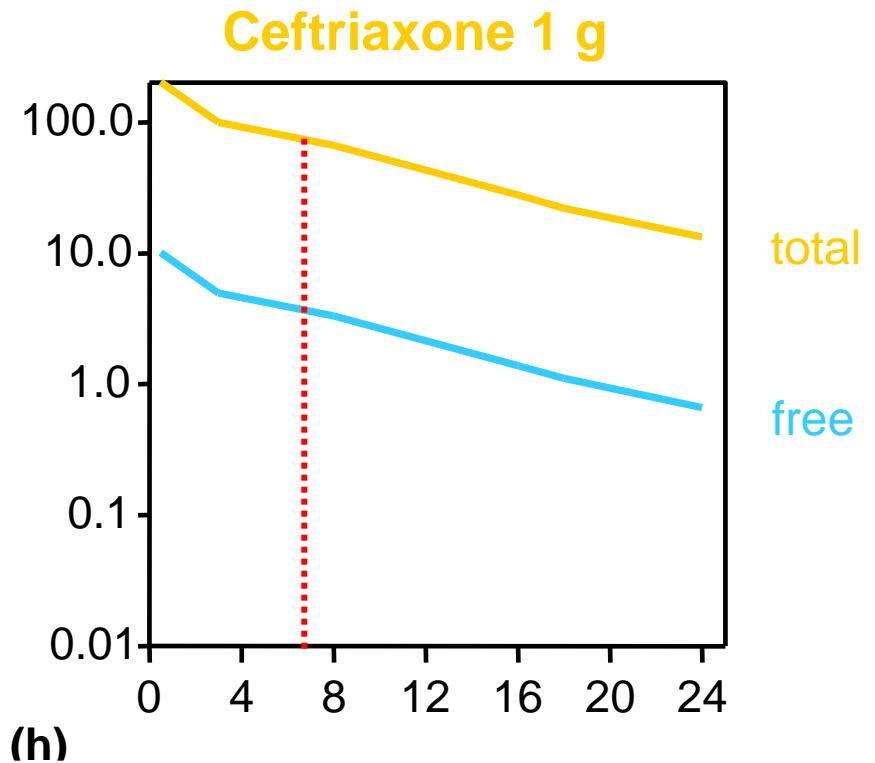
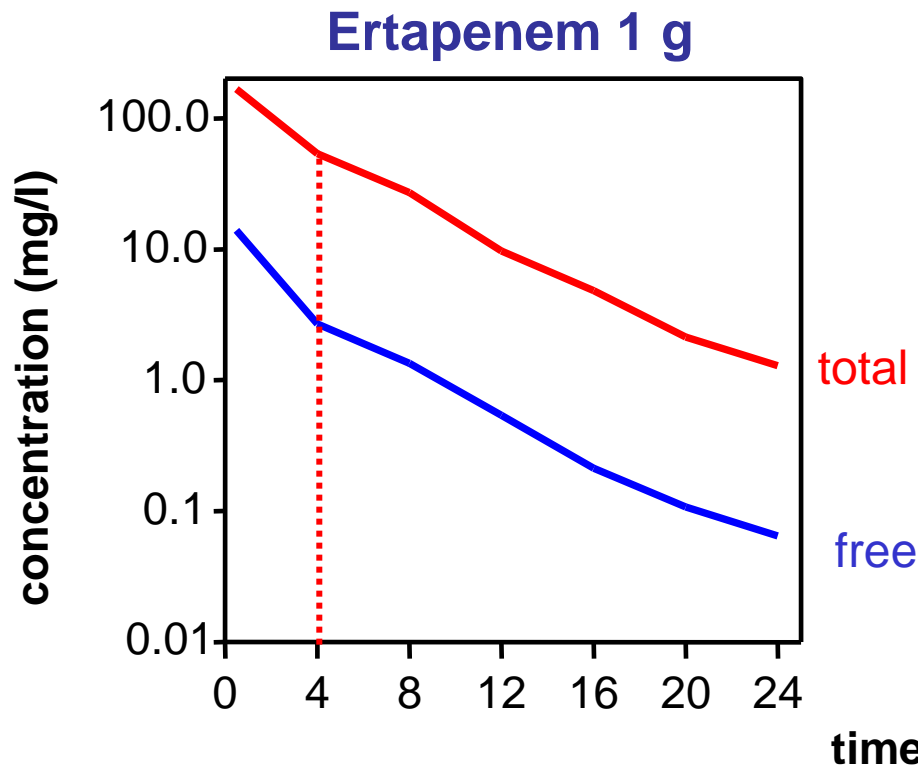
tissue cell
binding,
diffusion
into tissue
cells,
binding to
intracellular
biological
material

Protein binding impairs and slows down drug distribution...

TOTAL drug concentration of ertapenem (a high protein binding β -lactam) in plasma and blister fluid after 3 days of treatment



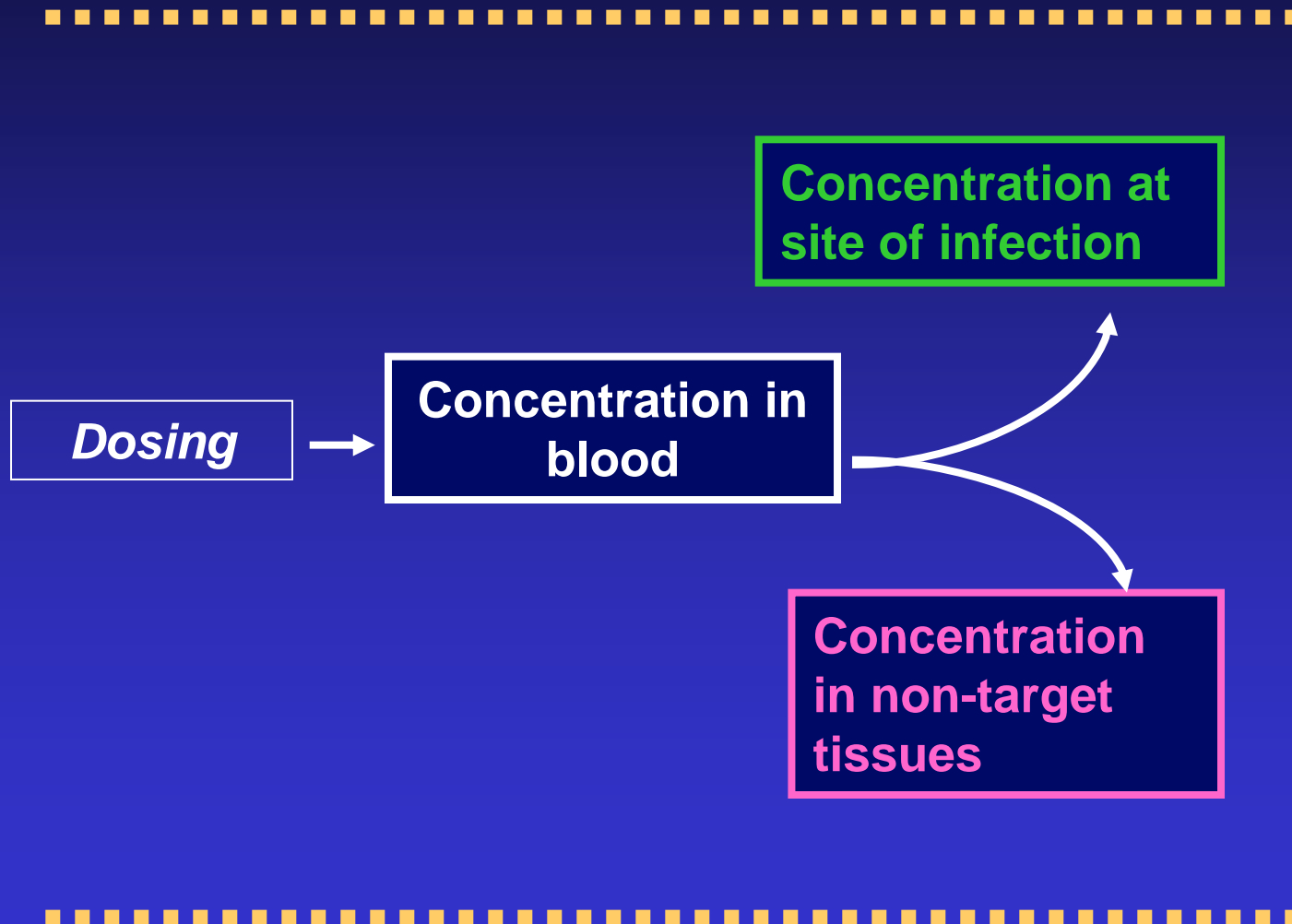
But protein binding prolongs half-life ...



ceftriaxone data: Paradis *et al*, AAC 1992, 36: 2085-2092
Perry & Schentag, Clin Pharmacokinet. 2001, 40: 685-694

This where we are ...

Pharmacokinetics



Got it ?



Section 3A